

Addition and Subtraction

Answers




Read and Interpret Mathematical Statements Involving Addition

Look carefully at the sums below. Are they right or wrong? Use dots to check and then mark the sums with a tick or a cross. An example has been done for you. If you find any mistakes, correct them!


Example:

$3+2=6$



Answer: Wrong! 5 is correct.


$2+5=7$



Answer: Correct!


Questions:

① **$2+1=3$**




Answer: Correct!

② **$4+2=5$**




Answer: Wrong! 6 is correct.

③ **$1+3=5$**




Answer: Wrong! 4 is correct.

④ **$6+2=8$**




Answer: Correct!

⑤ **$4+5=7$**




Answer: Wrong! 9 is correct.

⑥ **$2+2+1=5$**




Answer: Correct!

⑦ **$3+4+1=10$**




Answer: Wrong! 8 is correct.

⑧ **$8+3=11$**




Answer: Correct!

⑨ **$5=2+3$**



Answer: Correct!

⑩ **$6+7=12$**






Answer: Wrong! 13 is correct.

Writing Mathematical Statements Using Plus, Minus and Equals

Count the objects in the following pictures to turn them into numbers and create mathematical statements in the row underneath.

Example:

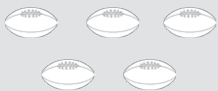


	+		=	
3	+	2	=	5

Questions:

1

	+		=	
6	+	1	=	7




2

	+		=	
5	+	3	=	8




3

	+		=	
2	+	4	=	6

4

	-		=	
6	-	3	=	3




5

	-		=	
5	-	4	=	1

Writing Mathematical Statements Using Plus, Minus and Equals




Count the objects in the following pictures to turn them into numbers and create mathematical statements in the row underneath.

Example:


	?		=	
2		1	=	1

Questions:




①

	?		=	
3	+	2	=	5




②

	?		=	
7	-	5	=	2




③

	?		=	
4	-	2	=	2

④

	?		=	
3	+	3	=	6










⑤

	?		=	
6	-	3	=	3

Mixed Number Bonds to 10 on Robots

Worksheet 1

Can you find the missing number bond to make the number in the robot's tummy?

Mixed Number Bonds to 10 on Robots

Worksheet 2

Can you find the missing number bond to make the number in the robot's tummy?

7 9 2 3 8 5 5 6 1

3 5 2 1 3 2 6 7 1

5 8 3 6 9 3 8 10 2

Mixed Number Bonds to 10 on Robots

Worksheet 3

Can you find the missing number bond to make the number in the robot's tummy?

2 6 4

3 3 0

4 5 1

2 8 6

5 9 4

4 7 3

4 10 6










2 9 7

9 10 1

Mixed Number Bonds to 20 on Robots

Worksheet 1










Can you find the missing number bond to make the number in the robot's tummy?



Mixed Number Bonds to 20 on Robots

Worksheet 2

Can you find the missing number bond to make the number in the robot's tummy?



Finding and Practising Number Bonds to 10

Each grid has ten boxes in it. Count the number of boxes with an 'X' in them and then put 'O's' in the rest of the boxes or colour them if you prefer. Count them up and write in the number bond to 10 you have made. The first one has been done for you.

- ①

x	x	x	o	o	o	o	o	o	o
---	---	---	---	---	---	---	---	---	---

 $3 + 7 = 10$
- ②

x	x	x	x	x	o	o	o	o	o
---	---	---	---	---	---	---	---	---	---

 $5 + 5 = 10$
- ③

x	x	x	x	x	x	o	o	o	o
---	---	---	---	---	---	---	---	---	---

 $6 + 4 = 10$
- ④

x	x	o	o	o	o	o	o	o	o
---	---	---	---	---	---	---	---	---	---

 $2 + 8 = 10$
- ⑤

o	o	o	o	o	o	x	x	x	x
---	---	---	---	---	---	---	---	---	---

 $6 + 4 = 10$
- ⑥

x	x	x	o	o	o	o	o	o	o
---	---	---	---	---	---	---	---	---	---

 $3 + 7 = 10$
- ⑦

x	o	o	o	o	o	o	o	o	o
---	---	---	---	---	---	---	---	---	---

 $1 + 9 = 10$
- ⑧

x	x	x	x	x	x	x	o	o	o
---	---	---	---	---	---	---	---	---	---

 $7 + 3 = 10$
- ⑨

o	o	o	o	x	x	x	x	x	x
---	---	---	---	---	---	---	---	---	---




 $4 + 6 = 10$
- ⑩




o	o	o	o	o	o	o	o	o	o
---	---	---	---	---	---	---	---	---	---

 $0 + 10 = 10$

Dinosaur Addition Sheet




Write the answers in the circles.

 $+$  $=$ 

 $+$  $=$ 

 $+$  $=$ 

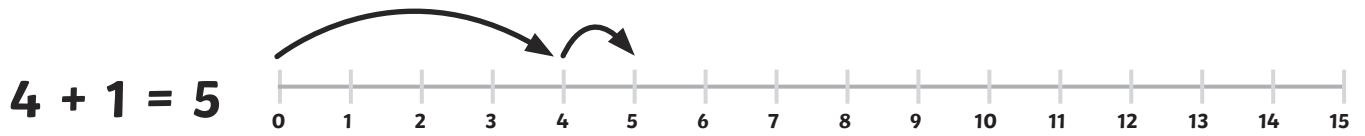
 $+$  $=$ 

 $+$  $=$ 

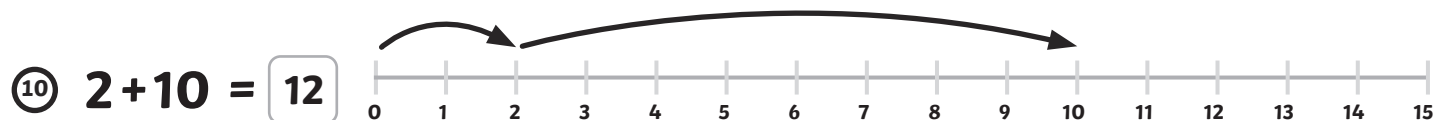
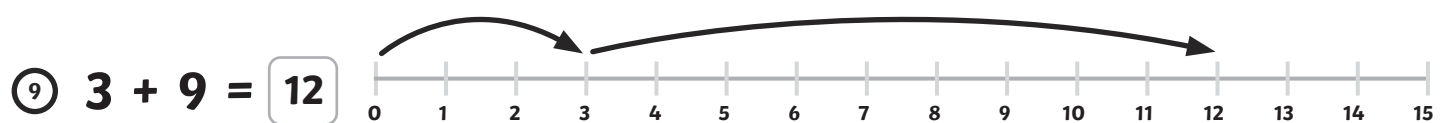
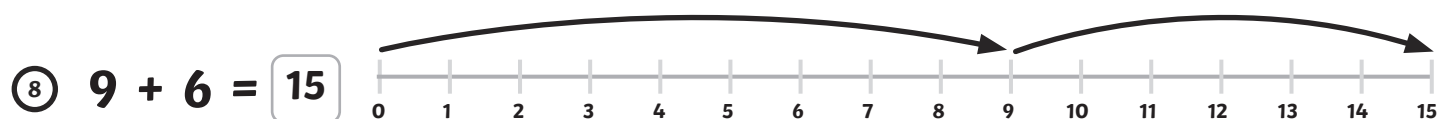
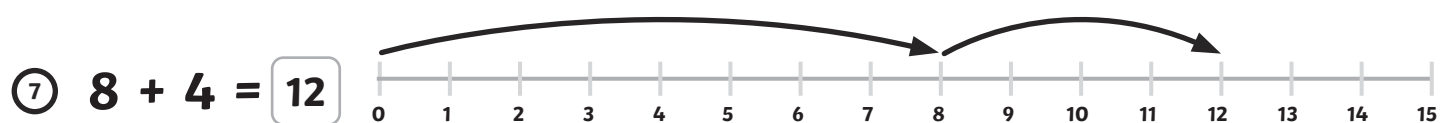
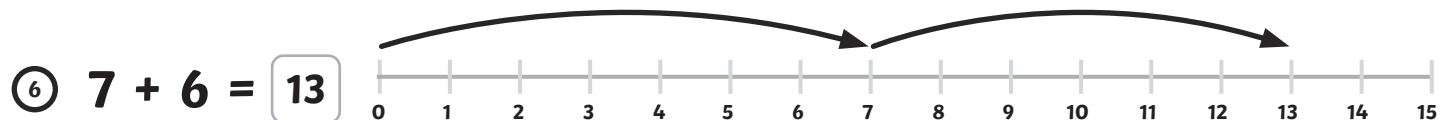
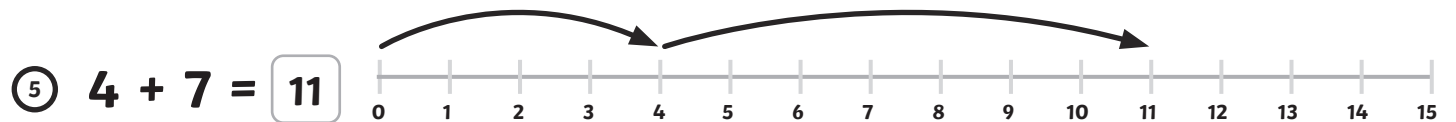
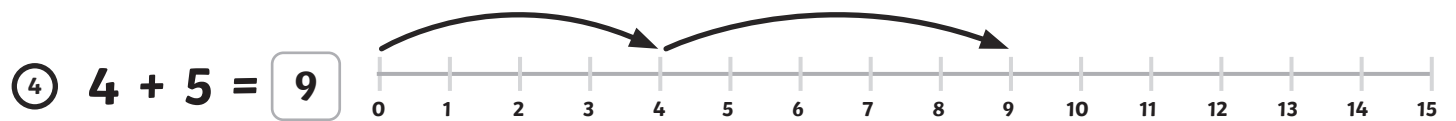
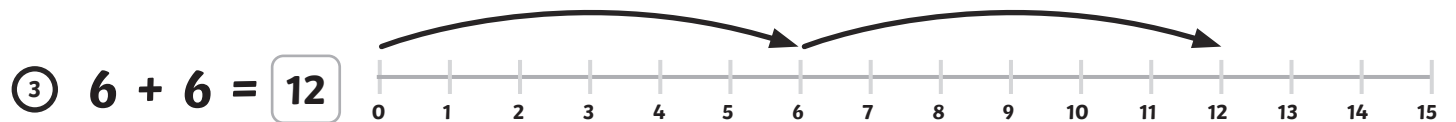
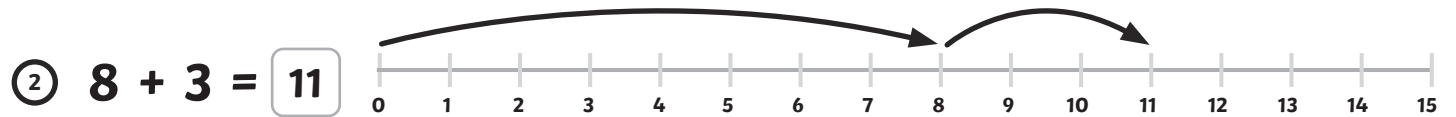
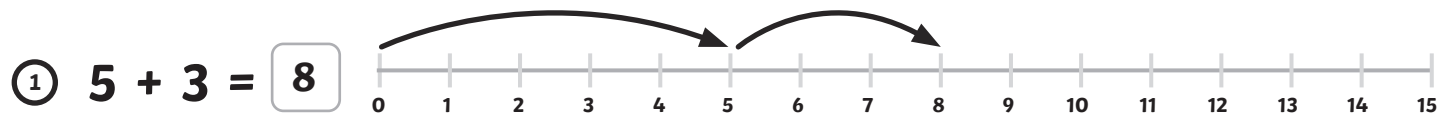
Addition to 20 on a Number Line

Sheet 1

Example:



Questions:

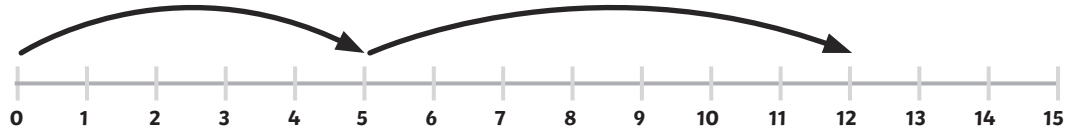


Addition to 20 on a Number Line

Sheet 2

For these questions, can you work out which sums are being shown on the number lines? The first one has been done for you.

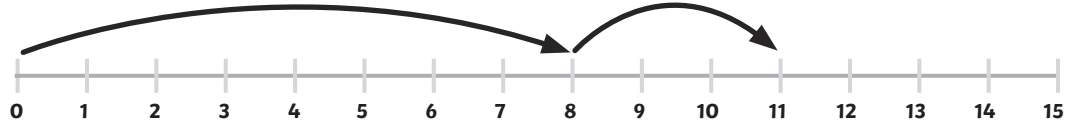
① $5 + 7 = 12$



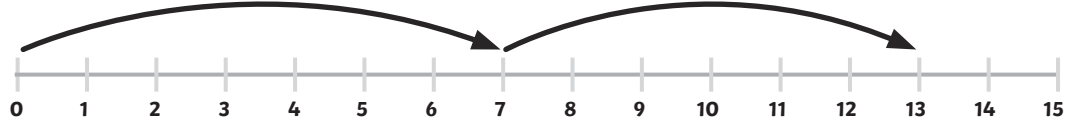
② $6 + 4 = 10$



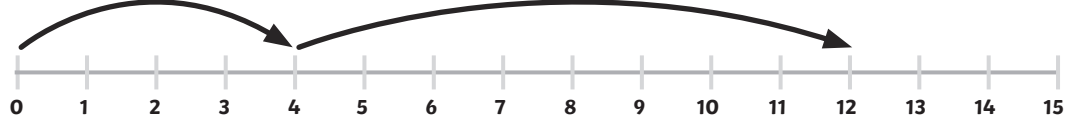
③ $8 + 3 = 11$



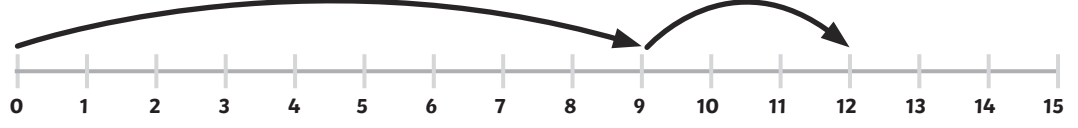
④ $7 + 6 = 13$



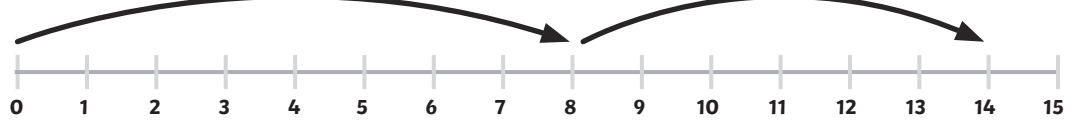
⑤ $4 + 8 = 12$



⑥ $9 + 3 = 12$



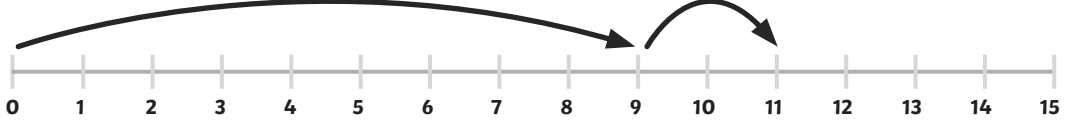
⑦ $8 + 6 = 14$



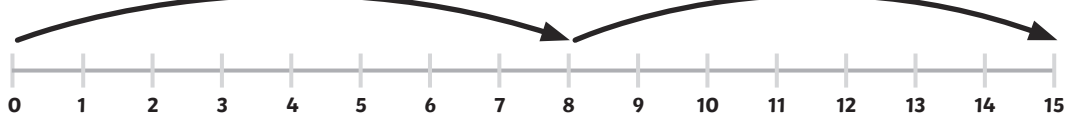
⑧ $5 + 6 = 11$



⑨ $9 + 2 = 11$



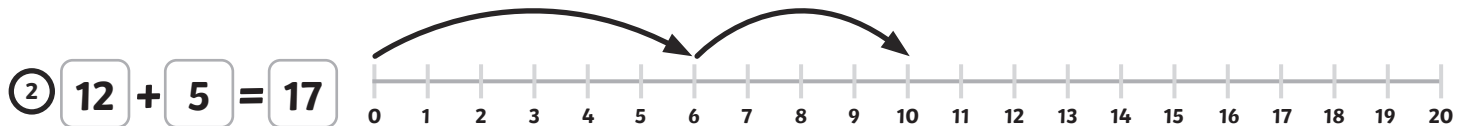
⑩ $8 + 7 = 15$



Addition to 20 on a Number Line

Sheet 3


For these questions, can you work out which sums are being shown on the number lines? The first one has been done for you.



Green Bottles Subtraction

Use crosses to knock the green bottles off the wall. How many are left?


Example:



$$6 - 3 = \boxed{3}$$


Questions:

①




$$7 - 3 = \boxed{4}$$

②




$$8 - 1 = \boxed{7}$$

③




$$5 - 0 = \boxed{5}$$

④




$$6 - 5 = \boxed{1}$$

⑤



$$7 - 2 = \boxed{5}$$

⑥



$$9 - 9 = \boxed{0}$$

Elmer Addition to 20 Colour by Numbers Sheet

Solve the sums in the boxes to work out what colours they should be!

3 or 11 = Yellow

4 or 12 = Orange

5 or 13 = Blue

6 or 14 = Red

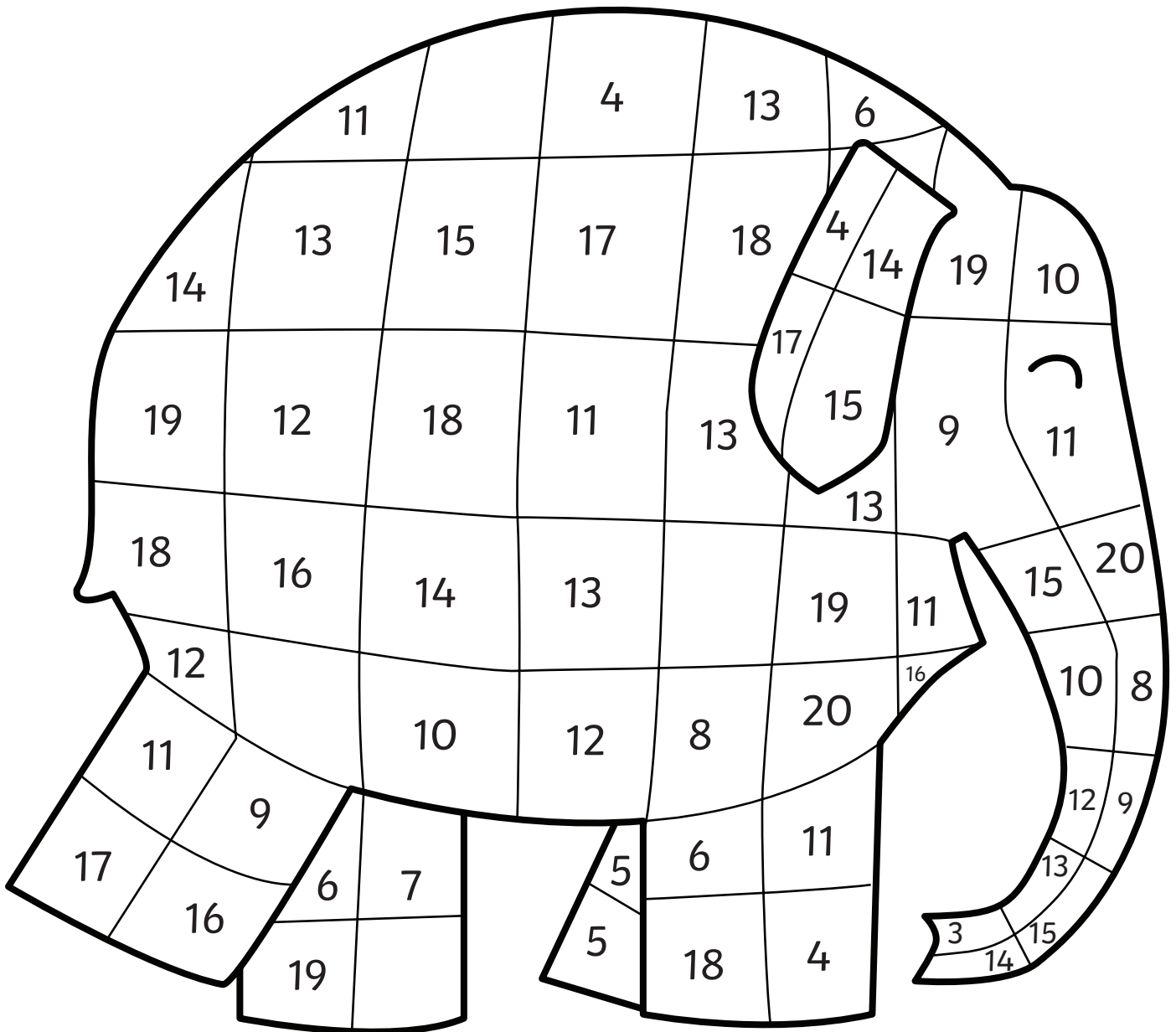
7 or 15 = Purple

8 or 17 = Black

9 or 18 = Pink

10 or 19 = Green

16 or 20 = Any colour!



Elmer Subtraction to 20 Colour by Numbers Sheet

Solve the sums in the boxes to work out what colours they should be!

3 or 11 = Yellow

4 or 12 = Orange

5 or 13 = Blue

6 or 14 = Red

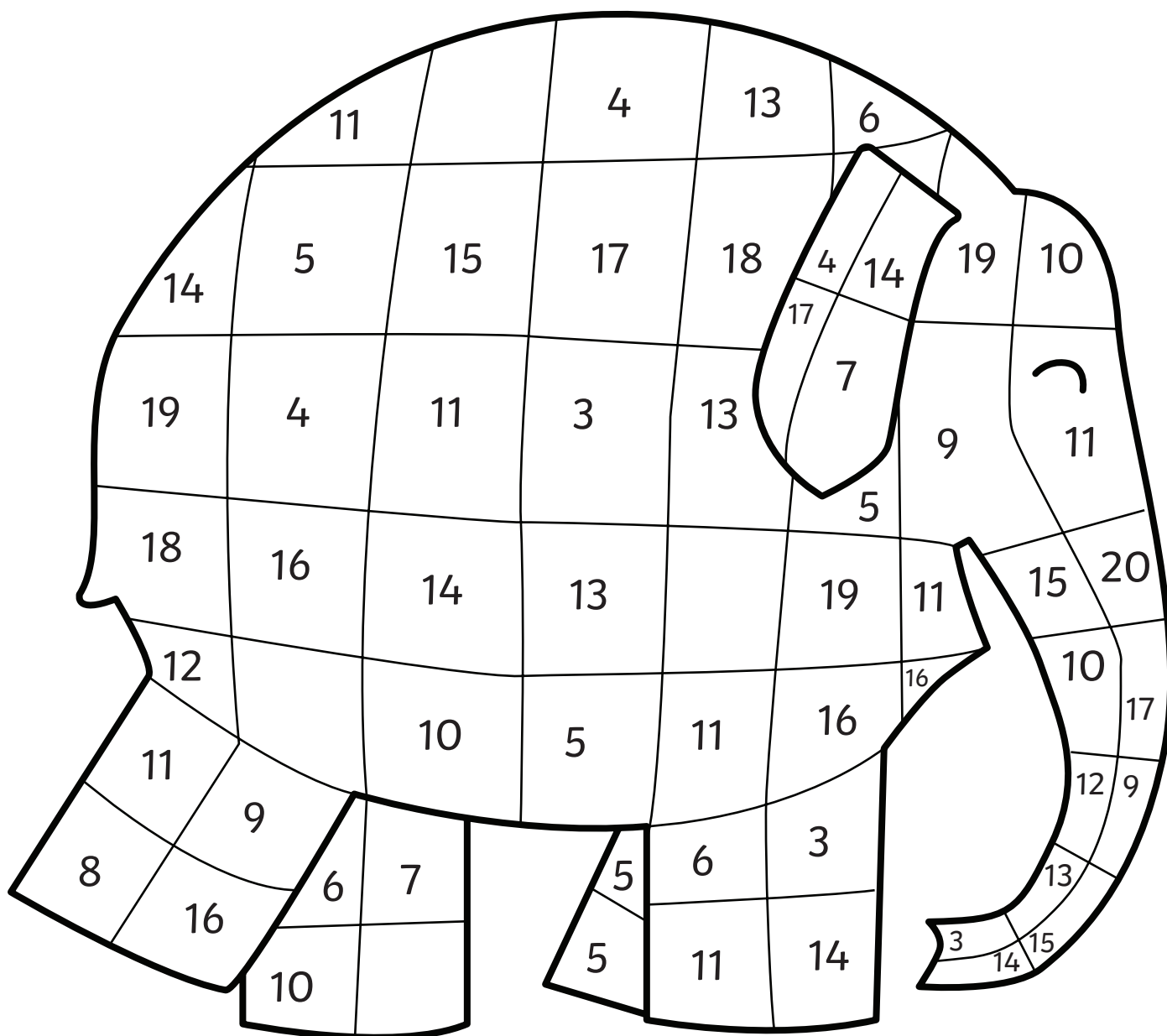
7 or 15 = Purple

8 or 17 = Black

9 or 18 = Pink

10 or 19 = Green

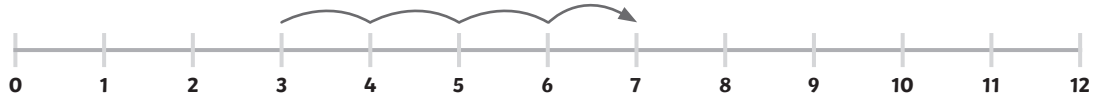
16 or 20 = Any colour!



Missing Number Calculations with a Number Line - 1

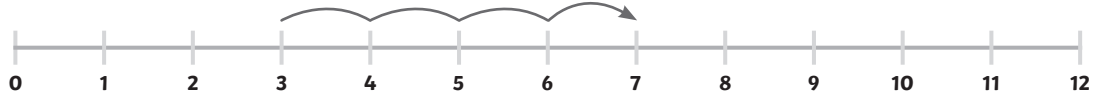
Example:

$$3 + \underline{4} = 7$$

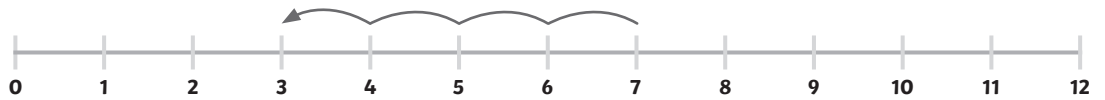


Questions

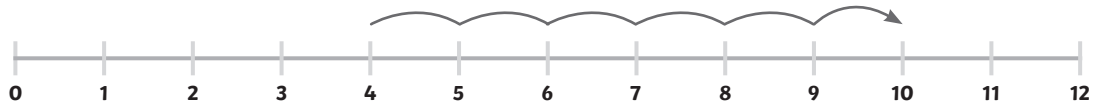
① $3 + \underline{4} = 7$



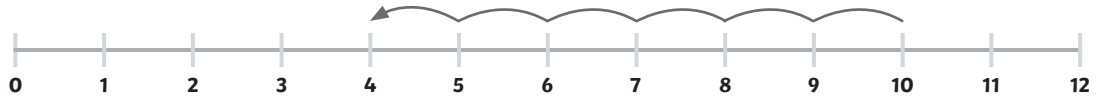
② $7 - \underline{4} = 3$



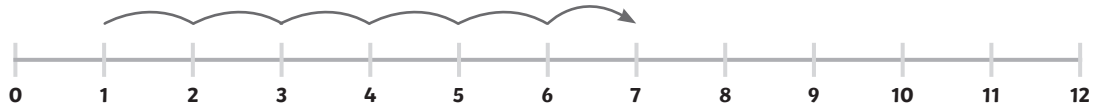
③ $4 + \underline{6} = 10$



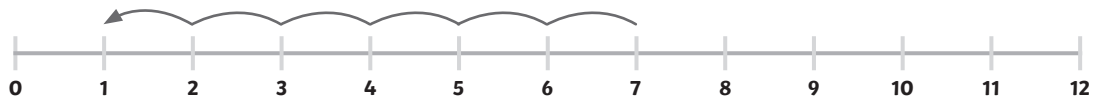
④ $10 - \underline{6} = 4$



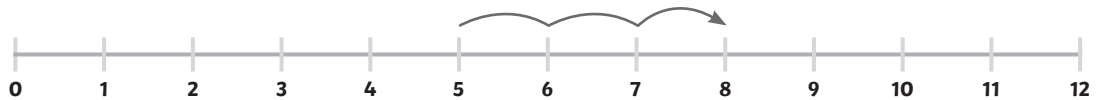
⑤ $1 + \underline{6} = 7$



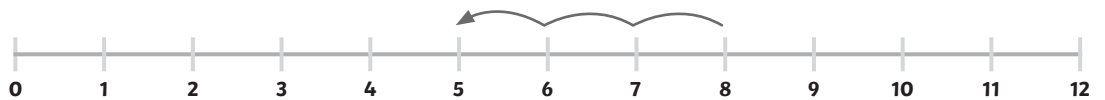
⑥ $7 - \underline{6} = 1$



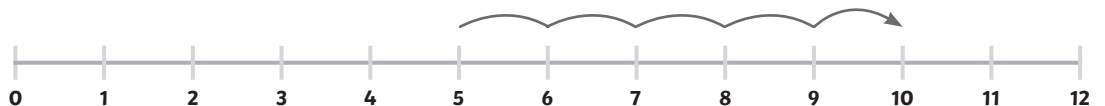
⑦ $5 + \underline{3} = 8$



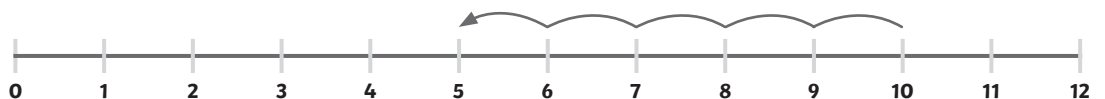
⑧ $8 - \underline{3} = 5$



⑨ $\underline{5} + 5 = 10$



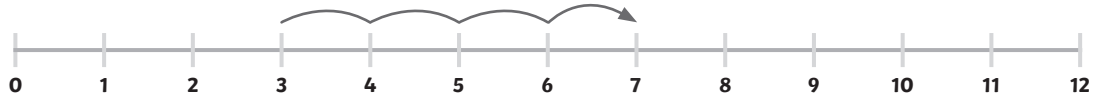
⑩ $10 - 5 = \underline{5}$



Missing Number Calculations with a Number Line - 2

Example:

$$3 + \underline{4} = 7$$



Questions

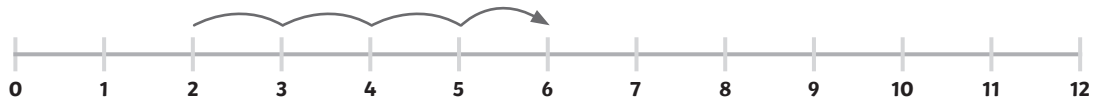
$$\textcircled{1} \quad 3 + \underline{2} = 5$$



$$\textcircled{2} \quad 5 - \underline{2} = 3$$



$$\textcircled{3} \quad 2 + \underline{4} = 6$$



$$\textcircled{4} \quad 6 - \underline{4} = 2$$



$$\textcircled{5} \quad 2 + \underline{1} = 3$$



$$\textcircled{6} \quad 3 - \underline{1} = 2$$



$$\textcircled{7} \quad 2 + \underline{2} = 4$$



$$\textcircled{8} \quad 4 - \underline{2} = 2$$



$$\textcircled{9} \quad 5 + \underline{0} = 5$$



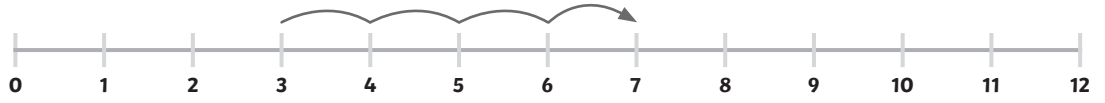
$$\textcircled{10} \quad 5 - \underline{4} = 1$$



Missing Number Calculations with a Number Line - 3

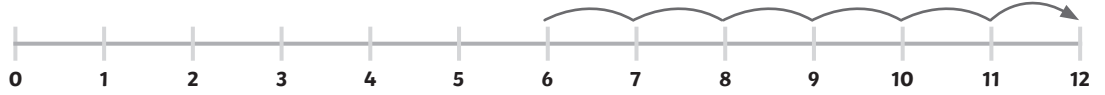
Example:

$$3 + \underline{4} = 7$$

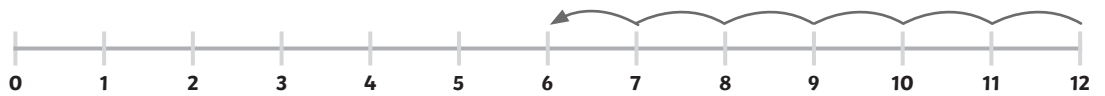


Questions

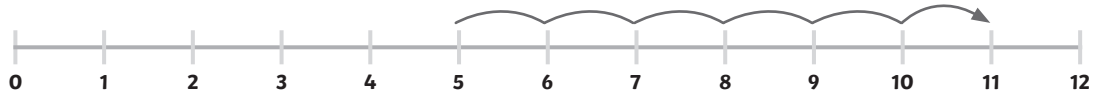
① $6 + \underline{6} = 12$



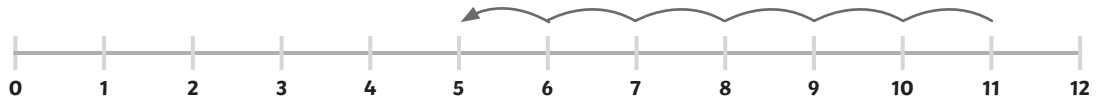
② $12 - \underline{6} = 6$



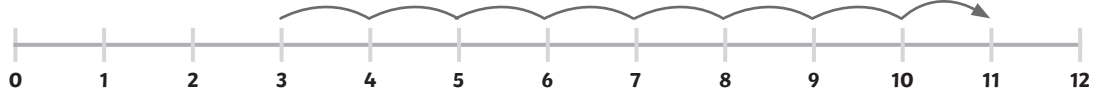
③ $5 + \underline{6} = 11$



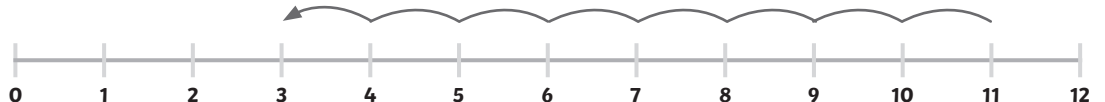
④ $11 - \underline{6} = 5$



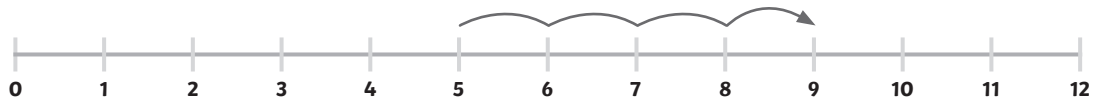
⑤ $3 + \underline{8} = 11$



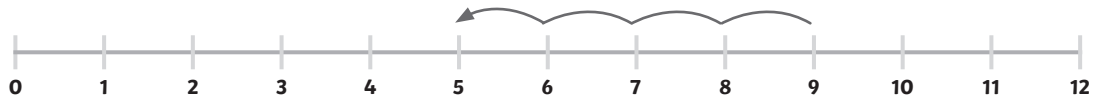
⑥ $11 - \underline{8} = 3$



⑦ $\underline{4} + 5 = 9$



⑧ $9 - \underline{4} = 5$



⑨ $\underline{4} + 7 = 11$



⑩ $11 - \underline{4} = 7$

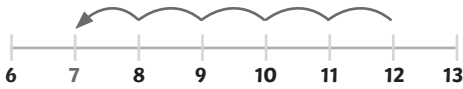


Addition and Subtraction to 20 with a Number Line - 1

Can you work out the answer and draw a picture or write a sentence about it? The first one is done for you.

Example:

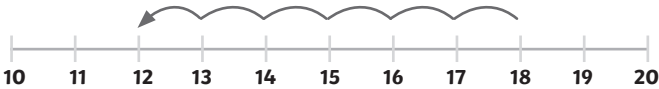
$$12 - 5 = 7$$



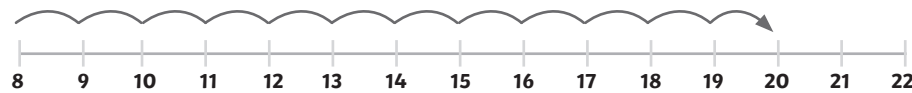
My dad buys 12 eggs but breaks 5 of them. How many eggs does he have left?

Questions:

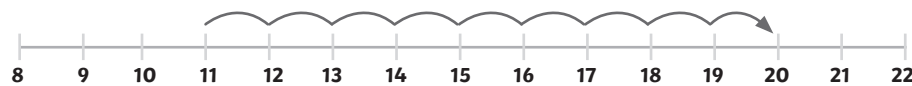
$$① \quad 18 - 6 = \boxed{12}$$



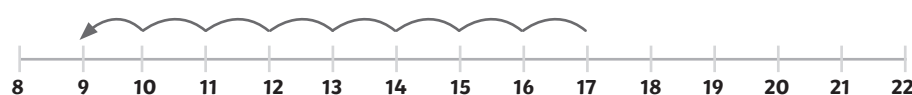
$$② \quad 8 + 12 = \boxed{20}$$



$$③ \quad 11 + 9 = \boxed{20}$$



$$④ \quad 17 - 8 = \boxed{9}$$


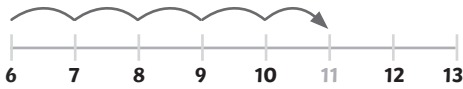


Addition and Subtraction to 20 with a Number Line - 2

Can you work out the answer and draw a picture or write a sentence about it? The first one is done for you.

Example:

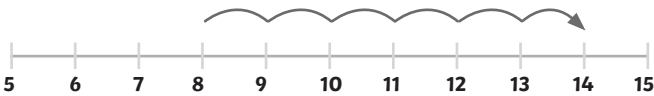
$$6 + 5 = 11$$



I have a bookshelf with 6 books on and another with 5 on. How many books do I have altogether?

Example:

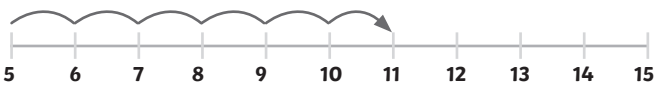
$$① \quad 8 + 6 = 14$$



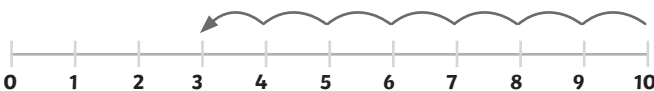
$$② \quad 14 - 3 = 11$$



$$③ \quad 5 + 6 = 11$$



$$④ \quad 10 - 7 = 3$$

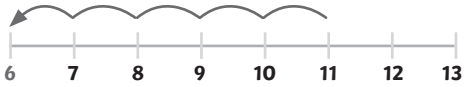


Addition and Subtraction to 20 with a Number Line - 3

Can you work out the answer and draw a picture or write a sentence about it? The first one is done for you.

Example:

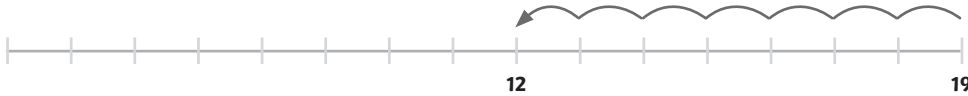
$$11 - 5 = 6$$



I have 11 teddies but I took 5 to the summer fair at school. How many do I have now?

Example:

$$① \quad 19 - 7 = \boxed{12}$$



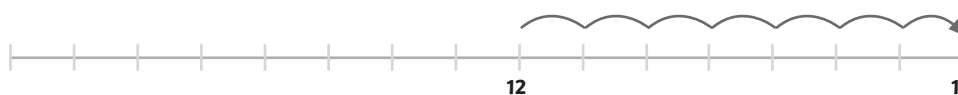
$$② \quad 18 - 12 = \boxed{6}$$



$$③ \quad 5 + 13 = \boxed{18}$$



$$④ \quad 12 + 7 = \boxed{19}$$



Building Brick Addition - 1

Can you add up the bumps on the building bricks?

1

$$\begin{array}{|c|} \hline \bigcirc \\ \hline \bigcirc \\ \hline \end{array} + \begin{array}{|c|c|} \hline \bigcirc & \bigcirc \\ \hline \bigcirc & \bigcirc \\ \hline \end{array} = 6$$

2

$$\begin{array}{|c|c|} \hline \bigcirc & \bigcirc \\ \hline \bigcirc & \bigcirc \\ \hline \end{array} + \begin{array}{|c|} \hline \bigcirc \\ \hline \bigcirc \\ \hline \end{array} = 6$$

3

$$\begin{array}{|c|c|c|} \hline \bigcirc & \bigcirc & \bigcirc \\ \hline \bigcirc & \bigcirc & \bigcirc \\ \hline \end{array} + \begin{array}{|c|} \hline \bigcirc \\ \hline \bigcirc \\ \hline \end{array} = 8$$

4

$$\begin{array}{|c|c|c|} \hline \bigcirc & \bigcirc & \bigcirc \\ \hline \bigcirc & \bigcirc & \bigcirc \\ \hline \end{array} + \begin{array}{|c|c|} \hline \bigcirc & \bigcirc \\ \hline \bigcirc & \bigcirc \\ \hline \end{array} = 10$$

5

$$\begin{array}{|c|c|} \hline \bigcirc & \bigcirc \\ \hline \bigcirc & \bigcirc \\ \hline \bigcirc & \bigcirc \\ \hline \end{array} + \begin{array}{|c|c|} \hline \bigcirc & \bigcirc \\ \hline \bigcirc & \bigcirc \\ \hline \bigcirc & \bigcirc \\ \hline \end{array} = 12$$

6

$$\begin{array}{|c|c|} \hline \bigcirc & \bigcirc \\ \hline \bigcirc & \bigcirc \\ \hline \bigcirc & \bigcirc \\ \hline \bigcirc & \bigcirc \\ \hline \end{array} + \begin{array}{|c|} \hline \bigcirc \\ \hline \bigcirc \\ \hline \end{array} = 10$$

7

$$\begin{array}{|c|c|} \hline \bigcirc & \bigcirc \\ \hline \bigcirc & \bigcirc \\ \hline \end{array} + \begin{array}{|c|c|} \hline \bigcirc & \bigcirc \\ \hline \bigcirc & \bigcirc \\ \hline \bigcirc & \bigcirc \\ \hline \bigcirc & \bigcirc \\ \hline \end{array} = 12$$

8

$$\begin{array}{|c|c|} \hline \bigcirc & \bigcirc \\ \hline \bigcirc & \bigcirc \\ \hline \bigcirc & \bigcirc \\ \hline \bigcirc & \bigcirc \\ \hline \end{array} + \begin{array}{|c|c|} \hline \bigcirc & \bigcirc \\ \hline \bigcirc & \bigcirc \\ \hline \bigcirc & \bigcirc \\ \hline \bigcirc & \bigcirc \\ \hline \end{array} = 16$$

Building Brick Addition - 2

Can you add up the bumps on the building bricks?

①

$$\begin{array}{|c|c|} \hline \bigcirc & \bigcirc \\ \hline \bigcirc & \bigcirc \\ \hline \end{array} + \begin{array}{|c|c|} \hline \bigcirc & \bigcirc \\ \hline \bigcirc & \bigcirc \\ \hline \end{array} = 4$$

②

$$\begin{array}{|c|c|} \hline \bigcirc & \bigcirc \\ \hline \bigcirc & \bigcirc \\ \hline \end{array} + \begin{array}{|c|} \hline \bigcirc \\ \hline \bigcirc \\ \hline \end{array} = 6$$

③

$$\begin{array}{|c|c|c|} \hline \bigcirc & \bigcirc & \bigcirc \\ \hline \bigcirc & \bigcirc & \bigcirc \\ \hline \end{array} + \begin{array}{|c|c|} \hline \bigcirc & \bigcirc \\ \hline \bigcirc & \bigcirc \\ \hline \end{array} = 10$$

④

$$\begin{array}{|c|} \hline \bigcirc \\ \hline \bigcirc \\ \hline \end{array} + \begin{array}{|c|c|c|} \hline \bigcirc & \bigcirc & \bigcirc \\ \hline \bigcirc & \bigcirc & \bigcirc \\ \hline \end{array} = 8$$

⑤

$$\begin{array}{|c|} \hline \bigcirc \\ \hline \bigcirc \\ \hline \bigcirc \\ \hline \bigcirc \\ \hline \bigcirc \\ \hline \end{array} + \begin{array}{|c|c|} \hline \bigcirc & \bigcirc \\ \hline \bigcirc & \bigcirc \\ \hline \end{array} = 12$$

⑥

$$\begin{array}{|c|} \hline \bigcirc \\ \hline \bigcirc \\ \hline \bigcirc \\ \hline \bigcirc \\ \hline \bigcirc \\ \hline \end{array} + \begin{array}{|c|} \hline \bigcirc \\ \hline \bigcirc \\ \hline \bigcirc \\ \hline \bigcirc \\ \hline \bigcirc \\ \hline \end{array} = 16$$

⑦

$$\begin{array}{|c|c|c|} \hline \bigcirc & \bigcirc & \bigcirc \\ \hline \bigcirc & \bigcirc & \bigcirc \\ \hline \end{array} + \begin{array}{|c|c|c|} \hline \bigcirc & \bigcirc & \bigcirc \\ \hline \bigcirc & \bigcirc & \bigcirc \\ \hline \end{array} = 12$$

⑧

$$\begin{array}{|c|} \hline \bigcirc \\ \hline \bigcirc \\ \hline \end{array} + \begin{array}{|c|c|} \hline \bigcirc & \bigcirc \\ \hline \bigcirc & \bigcirc \\ \hline \end{array} + \begin{array}{|c|c|} \hline \bigcirc & \bigcirc \\ \hline \bigcirc & \bigcirc \\ \hline \end{array} = 10$$

Building Brick Addition - 3

Can you add up the bumps on the building bricks?

1

$$\begin{array}{|c|c|} \hline \circ & \circ \\ \hline \circ & \circ \\ \hline \end{array} + \begin{array}{|c|c|} \hline \circ & \circ \\ \hline \circ & \circ \\ \hline \end{array} = 8$$

2

$$\begin{array}{|c|c|} \hline \circ & \circ \\ \hline \circ & \circ \\ \hline \end{array} + \begin{array}{|c|} \hline \circ \\ \hline \circ \\ \hline \end{array} = 6$$

3

$$\begin{array}{|c|c|c|} \hline \circ & \circ & \circ \\ \hline \circ & \circ & \circ \\ \hline \end{array} + \begin{array}{|c|c|} \hline \circ & \circ \\ \hline \circ & \circ \\ \hline \end{array} = 10$$

4

$$\begin{array}{|c|c|c|c|} \hline \circ & \circ & \circ & \circ \\ \hline \circ & \circ & \circ & \circ \\ \hline \end{array} + \begin{array}{|c|c|} \hline \circ & \circ \\ \hline \circ & \circ \\ \hline \end{array} = 12$$

5

$$\begin{array}{|c|} \hline \circ \\ \hline \circ \\ \hline \circ \\ \hline \circ \\ \hline \circ \\ \hline \end{array} + \begin{array}{|c|c|} \hline \circ & \circ \\ \hline \circ & \circ \\ \hline \end{array} = 12$$

6

$$\begin{array}{|c|} \hline \circ \\ \hline \circ \\ \hline \circ \\ \hline \circ \\ \hline \circ \\ \hline \end{array} + \begin{array}{|c|} \hline \circ \\ \hline \circ \\ \hline \circ \\ \hline \circ \\ \hline \circ \\ \hline \end{array} = 16$$

7

$$\begin{array}{|c|c|} \hline \circ & \circ \\ \hline \circ & \circ \\ \hline \end{array} + \begin{array}{|c|c|} \hline \circ & \circ \\ \hline \circ & \circ \\ \hline \end{array} + \begin{array}{|c|c|} \hline \circ & \circ \\ \hline \circ & \circ \\ \hline \end{array} = 12$$

8

$$\begin{array}{|c|c|c|} \hline \circ & \circ & \circ \\ \hline \circ & \circ & \circ \\ \hline \end{array} + \begin{array}{|c|c|} \hline \circ & \circ \\ \hline \circ & \circ \\ \hline \end{array} + \begin{array}{|c|c|} \hline \circ & \circ \\ \hline \circ & \circ \\ \hline \end{array} = 14$$